



Wire-Mesh Combination Gaskets

Spring fingered construction providing an excellent low-resistance contact

Product Overview

By using a self-adhesive carrier strip, Uvox Wire Mesh Combination (WMC) Gaskets enable EMC shielding with environmental protection to IP65.

Carrier strips are available in a variety of silicone or neoprene sponge cross-sections. To ensure galvanic compatibility various mesh wires can be specified. These include Monel, Aluminium and Tin-plated Copper-Clad Steel. These WMC gaskets can be used to seal doors, panels and lids or covers on castings. Supply is either on a reel or as a made up gasket in picture frame style.



Properties

Performance Characteristics

Property	Monel	SnCuFe	Aluminium	Stainless
Shielding, 100 kHz (dB)	45	50	40	65
Shielding, 10 MHz (dB)	115	115	100	120
Shielding, 500 MHz (dB)	110	110	90	110
Shielding, 1 GHz(dB)	95	95	80	95
Closure Force (min. PSI)	10	10	10	10
Compression Set (40 min PSI) (%)	7	9	12	9

Elastomer Properties

Part No	Elastomer	Specification	Colour
1	Silicone Sponge	AMS 3195	Grey/Red
2	Neoprene Sponge	MIL-R-6130	Black
3	Solid Silicone	ZZ-R-765 (2b40)	Grey/Red
4	Solid Silicone	ZZ-R-765 (3a30)	Grey/Red
5	Solid Neoprene	MIL-R-6855	Black
6	Fluorosilicone Sponge	-	Blue

Wire Mesh Properties

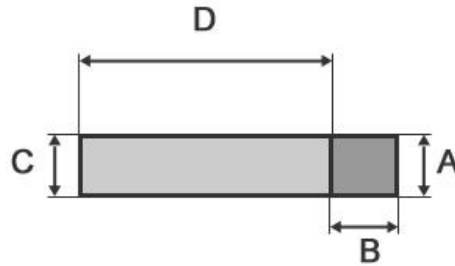
Part No	Wire Description	Specification
1	Monel Wire	QQ-N-281, 0.114 dia
2	SnCuFe	ASTM B520/ ASTM B33, 0.114 dia
3	Aluminium	AMS 4182, 0.127 dia

Adhesive Options

All WMC Gasket options can be supplied with Pressure Sensitive Adhesive (AC) or without adhesive (NA).

Configurations

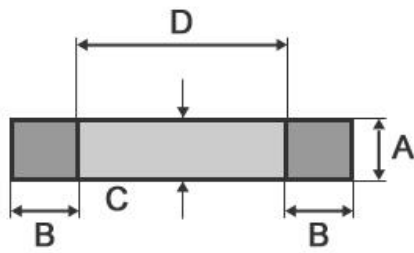
Standard Mesh/Elastomer Combinations



Part Number	A	B	C	D
1001	1.57	3.18	1.57	3.18
1002	1.57	3.18	1.57	6.35
1003	1.57	3.18	1.57	9.53
1004	1.57	3.18	1.57	12.7
1005	1.57	3.18	1.57	15.88
1006	1.57	3.18	1.57	25.4
1007	2.36	3.18	2.36	3.18
1008	2.36	3.18	2.36	6.35
1009	2.36	3.18	2.36	9.53
1010	2.36	3.18	2.36	12.7
1011	2.36	3.18	2.36	15.88
1012	2.36	3.18	2.36	25.4
1013	2.36	4.78	2.36	3.18
1014	2.36	4.78	2.36	6.35
1015	2.36	4.78	2.36	9.53
1016	2.36	4.78	2.36	12.7
1017	2.36	4.78	2.36	15.88
1018	2.36	4.78	2.36	25.4
1019	3.18	3.18	2.36	3.18
1020	3.18	3.18	2.36	6.35
1021	3.18	3.18	2.36	9.53
1022	3.18	3.18	2.36	12.7
1023	3.18	3.18	2.36	15.88
1024	3.18	3.18	2.36	22.23
1025	3.18	3.18	2.36	25.4
1026	3.18	3.18	3.18	3.18
1027	3.18	3.18	3.18	6.35
1028	3.18	3.18	3.18	9.53
1029	3.18	3.18	3.18	12.7
1030	3.18	3.18	3.18	15.88
1031	3.18	3.18	3.18	22.23
1032	3.18	3.18	3.18	25.4
1033	3.18	4.75	3.18	4.75
1034	3.18	4.75	3.18	7.92
1035	3.18	6.35	3.18	6.35

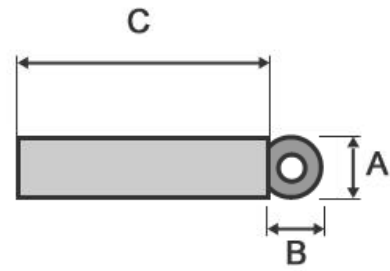
Part Number	A	B	C	D
1036	3.18	6.35	3.18	12.7
1037	3.18	6.35	3.18	19.05
1038	4.75	3.18	3.96	6.35
1039	4.75	3.18	3.96	9.53
1040	4.75	3.18	3.96	12.7
1041	4.75	3.18	3.96	22.23
1042	4.75	3.18	4.75	3.18
1043	4.75	3.18	4.75	6.35
1044	4.75	3.18	4.75	9.53
1045	4.75	3.18	4.75	15.88
1046	4.75	3.18	4.75	22.23
1047	4.75	4.75	4.75	4.75
1048	4.75	4.75	4.75	7.92
1049	4.75	4.75	4.75	14.3
1050	4.75	4.75	4.75	20.62
1051	4.78	6.35	4.78	6.35
1052	4.78	6.35	4.78	9.53
1053	4.78	6.35	4.78	12.7
1054	4.78	6.35	4.78	19.05
1055	6.35	3.18	6.35	3.18
1056	6.35	3.18	6.35	6.35
1057	6.35	3.18	6.35	9.53
1058	6.35	3.18	6.35	12.7
1059	6.35	3.18	6.35	15.88
1060	6.35	3.18	6.35	22.23
1061	6.35	6.35	6.35	3.18
1062	6.35	6.35	6.35	6.35
1063	6.35	6.35	6.35	12.7
1064	6.35	6.35	6.35	19.05
1065	9.53	6.35	9.53	6.35
1066	9.53	6.35	9.53	12.7
1067	9.53	6.35	9.53	19.05
1068	9.53	9.53	9.53	3.18
1069	9.53	9.53	9.53	9.53
1070	9.53	9.53	9.53	3.18

Twin Mesh/Elastomer Combinations



Part Number	A	B	C	D
2001	2.36	2.36	2.36	7.92
2002	3.18	3.18	3.18	6.35
2003	3.18	3.18	3.18	9.53
2004	3.18	3.18	3.18	12.7
2005	3.18	3.18	3.18	19.05
2006	3.18	6.35	3.18	12.7
2007	4.75	4.75	3.96	6.35
2008	4.75	4.75	3.96	9.53
2009	4.75	4.75	4.75	6.35
2010	4.75	4.75	4.75	9.53
2011	6.35	6.35	6.35	6.35

Special Mesh/Elastomer Combinations



Part Number	A	B	C
3001	4.00	3.00	10.00

All dimensions in mm

Tolerances

Width Range	Solid Elastomer	Sponge Elastomer	Wire Mesh
1.57 – 2.36	± 0.38	± 0.41	+ 0.41 / - 0.00
2.37 – 4.78	± 0.38	± 0.79	+ 0.79 / - 0.00
4.79 – 12.70	± 0.81	± 1.19	+ 1.19 / - 0.00
12.71 – 25.40	± 1.19	± 2.39	+ 1.57 / - 0.00

Product Selection Code

WMC - 1 - 3 - 2002 - AC

Elastomer Material
Wire Mesh Material
Profile Code
Adhesive Option

Above example: Wire Mesh Combination gasket with Silicone Sponge Carrier and Aluminium wire. Cross-section of 3.18 x 6.35mm with twin meshes each side at 3.18 x 3.18mm, supplied with adhesive.

www.uvox.co.uk

Uvox Ltd, Faraday Drive, Bridgnorth, Shropshire, WV15 5BA UK

Tel: +44(0) 1746 769 369

sales@uvox.co.uk



We believe the information contained in this datasheet is accurate and representative of the product, however; it is the responsibility of the user to determine the suitability and safety of use in any application. Uvox Ltd has a policy of continual improvement of our products and services, and so reserves the right to change product specification without notice.

© Uvox Limited. All rights reserved.